

City of Duvall 2026 Fee Schedule



Water - In City Limits			
Per Resolution 19-25, rates adjusted annually by an average %Δ of the prior two year June to June Seattle/Tacoma/Bellevue CPI-U			
Fee Description	2025 Rate	Change	2026 Rate

Residential & Commercial Rate

Base Fee (Includes 200 cubic feet)	\$34.26		\$34.26
201 - 400 cubic feet (rate per 100 cubic feet)	\$5.10		\$5.10
401 - 600 cu.ft. (rate per 100 cubic feet)	\$6.56		\$6.56
601 - 800 cu.ft. (rate per 100 cubic feet)	\$8.03		\$8.03
801 - 1,000 cu.ft. (rate per 100 cubic feet)	\$9.48		\$9.48
Over 1,001 cu.ft. (rate per 100 cubic feet)	\$10.97		\$10.97

Reduced Rate

Based on income limit categories established by the Federal Department of Housing and Urban Development

10% Reduced Rate Service

Base Fee (Includes 200 cubic feet)	\$30.83		\$30.83
201 - 400 cubic feet (rate per 100 cubic feet)	\$5.10		\$5.10
401 - 600 cu.ft. (rate per 100 cubic feet)	\$6.56		\$6.56
601 - 800 cu.ft. (rate per 100 cubic feet)	\$8.03		\$8.03
801 - 1,000 cu.ft. (rate per 100 cubic feet)	\$9.48		\$9.48
Over 1,001 cu.ft. (rate per 100 cubic feet)	\$10.97		\$10.97

40% Reduced Rate Service

Base Fee (Includes 200 cubic feet)	\$20.56		\$20.56
201 - 400 cubic feet (rate per 100 cubic feet)	\$5.10		\$5.10
401 - 600 cu.ft. (rate per 100 cubic feet)	\$6.56		\$6.56
601 - 800 cu.ft. (rate per 100 cubic feet)	\$8.03		\$8.03
801 - 1,000 cu.ft. (rate per 100 cubic feet)	\$9.48		\$9.48
Over 1,001 cu.ft. (rate per 100 cubic feet)	\$10.97		\$10.97

Note: 7.48 gallons= 1 cf.

Water - Out of City Limits			
Per Resolution 19-25, rates adjusted annually by an average %Δ of the prior two year June to June Seattle/Tacoma/Bellevue CPI-U			
Fee Description	2025 Rate	Change	2026 Rate

Residential Rate

Base Fee (Includes 200 cubic feet)	\$51.42		\$51.42
201 - 400 cubic feet (rate per 100 cubic feet)	\$7.64		\$7.64
401 - 600 cu.ft. (rate per 100 cubic feet)	\$9.86		\$9.86
601 - 800 cu.ft. (rate per 100 cubic feet)	\$12.03		\$12.03
801 - 1,000 cu.ft. (rate per 100 cubic feet)	\$14.23		\$14.23
Over 1,001 cu.ft. (rate per 100 cubic feet)	\$16.47		\$16.47

Reduced Rate

Based on income limit categories established by the Federal Department of Housing and Urban Development


10% Reduced Rate - Out of City Service

Base Fee (Includes 200 cubic feet)	\$46.28		\$46.28
201 - 400 cubic feet (rate per 100 cubic feet)	\$7.64		\$7.64
401 - 600 cu.ft. (rate per 100 cubic feet)	\$9.86		\$9.86
601 - 800 cu.ft. (rate per 100 cubic feet)	\$12.03		\$12.03
801 - 1,000 cu.ft. (rate per 100 cubic feet)	\$14.23		\$14.23
Over 1,001 cu.ft. (rate per 100 cubic feet)	\$16.47		\$16.47

40% Reduced Rate Service

Base Fee (Includes 200 cubic feet)	\$30.85		\$30.85
201 - 400 cubic feet (rate per 100 cubic feet)	\$7.64		\$7.64
401 - 600 cu.ft. (rate per 100 cubic feet)	\$9.86		\$9.86
601 - 800 cu.ft. (rate per 100 cubic feet)	\$12.03		\$12.03
801 - 1,000 cu.ft. (rate per 100 cubic feet)	\$14.23		\$14.23
Over 1,001 cu.ft. (rate per 100 cubic feet)	\$16.47		\$16.47

City of Duvall 2026 Fee Schedule



Water - Out of City Limits, Continued			
Fee Description	2025 Rate	Change	2026 Rate
Agricultural - Out of City Service Rate			
Base Fee (Includes 30,000 cubic feet)	\$1,363.08		\$1,363.08
30,001-30,200 cu.ft (per 100 cubic feet)	\$7.64		\$7.64
30,201-30,400 cu.ft. (per 100 cubic feet)	\$9.86		\$9.86
30,401-30,600 cu.ft (per 100 cubic feet)	\$12.03		\$12.03
30,601-30,800 cu.ft (per 100 cubic feet)	\$14.23		\$14.23
Over 30,801 cu.ft (per 100 cubic feet)	\$16.47		\$16.47


For the purposes of the Agricultural Water rate, "agriculture" is defined as follows:

A contiguous legal parcel five (5) acres or greater in size where the majority of the parcel (other than incidental uses or a residential use and a minimum of 75% of the parcel) is used for the purpose of growing plants and/or animals or animal products for commercial sale for human or animal consumption through retail and/or wholesale markets. A minimum of 20 animals is required to qualify for the rate if growing animals or animal products for human or animal consumption. Fowl are not considered livestock for the purpose of this definition. Proof of retail and/or wholesale sales may be required by the City prior to approving the agricultural water rate for a specific parcel.

Sewer			
Per Resolution 19-25, rates adjusted annually by an average %Δ of the prior two year June to June Seattle/Tacoma/Bellevue CPI-U			
Fee Description	2025 Rate	Change	2026 Rate
Residential & Commercial Rate			
Base Fee	\$91.18		\$91.18
Over 900 cu. ft. (per 100 cubic feet) commercial only)	\$3.32		\$3.32
Reduced Rate			
<i>Based on income limit categories established by the Federal Department of Housing and Urban Development</i>			
10% Reduced Base Fee	\$82.06		\$82.06
40% Reduced Base Fee	\$54.71		\$54.71

Stormwater			
Per Resolution 19-25, rates adjusted annually by an average %Δ of the prior two year June to June Seattle/Tacoma/Bellevue CPI-U			
Fee Description	2025 Rate	Change	2026 Rate
Residential Rate	\$28.72	\$3.45	\$32.17
Commercial Rate - per ERU	\$28.72	\$3.45	\$32.17
Reduced Rate			
<i>Based on income limit categories established by the Federal Department of Housing and Urban Development</i>			
10% Reduced Rate Service	\$25.85	\$3.10	\$28.95
40% Reduced Base Fee	\$17.23	\$2.07	\$19.30

City of Duvall 2026 Fee Schedule



Other Charges & Late Fees			
Rates reviewed annually unless noted			
Fee Description	2025 Rate	Change	2026 Rate
Late Fee - % of outstanding per DMC 9.02.010 (B)(2)	10%		10%
Meter Re-Read Fee	\$25.00		\$25.00
Account Set Up fee	\$15.00		\$15.00
Duplicate Utility Bill Fee	\$1.50		\$1.50
Turn off/on - rate set by DMC 9.02.010 (B)(2)	\$35.00		\$35.00
Disconnection Notice	\$20.00		\$20.00
Water/Sewer Temporary Stop*	\$94.00	\$3.00	\$97.00
*Per DMC 9.02.020 (G)(2) adjusted annually by %Δ of the prior year June to June Seattle/Tacoma/Bellevue CPI-U and rounded to the nearest dollar			
Water Restoration Fee (if service is requested within 60 days)	\$65.00		\$65.00

Garbage, Recycling and Compost Collection			
Rates set by Waste Management - please visit https://www.wmnorthwest.com/duvall/index.html			
Fee Description	2025 Rate	Change	2026 Rate

The City contracts with Waste Management to provide residents with garbage, compost and recycling services. A senior citizen rate is available by contacting Waste Management directly. A Senior Citizen is defined as any person aged 65 or older.

City of Duvall 2026 Fee Schedule



Big Rock Ballfield Rental Fees			
Fee reviewed and adjusted annually			
Fee Description	2025 Rate	Change	2026 Rate
Resident* Fees			
Synthetic Turf (Youth)	\$49.00	\$2.00	\$51.00
Synthetic Turf (Adult)	\$67.00	\$2.00	\$69.00
Natural Grass (Youth)	\$31.00	\$1.00	\$32.00
Natural Grass (Adult)	\$42.00	\$1.00	\$43.00
Natural Grass (Youth with prep)	\$31.00	\$1.00	\$32.00
Field Lighting - Synthetic Turf only (with field reservation)	\$24.00	\$1.00	\$25.00
Non-Resident Fees			
Synthetic Turf (Youth/Adult)	\$70.00	\$2.00	\$72.00
Natural Grass (Youth/Adult)	\$43.00	\$1.00	\$44.00
Field Lighting - Synthetic Turf only (with field reservation)	\$31.00	\$1.00	\$32.00
Concession Facility Rental Fee			
0-4 hours	\$37.00	\$0.00	\$37.00
Full Day	\$55.50	\$0.00	\$55.50

Minimum 1 (one) hour reservation, reservations are in 1/2 (half) hour increments and must include time for setup and clean up

Tournaments: Special Event applications will be required for approval

Insurance: For ongoing groups/ leagues and tournaments, a Certificate of Liability Insurance in the amount of one million dollars (\$1,000,000.00) listing the City of Duvall as an additional insured must be submitted with application. Individuals or groups using the fields for a select few dates are responsible for providing their own liability/ medical insurance.

Users are responsible for damage, including litter cleanup during sport field use.

*Resident: Individuals whose primary residential or business address is within the City limits of the City of Duvall or leagues comprised of a minimum of fifty percent (50%) of City of Duvall residents.

Pet License Rates			
Rates are set by King County			
Fee Description	2025 Rate	Change	2026 Rate
Altered Pet License	\$30.00		\$30.00
Unaltered Pet License	\$60.00		\$60.00
Juvenile Pet License (8 weeks to 6 months, License is good for 6 months)	\$15.00		\$15.00
Senior (Owner provides proof that they are 65 or older)	\$15.00		\$15.00
Reissue	\$5.00		\$5.00
Transfer	\$3.00		\$3.00
Service (Owner provides statement that they have a disability and that their pet is used to assist them)	\$0.00		\$0.00
Disabled (Owner Meets eligibility for metro reduced fare) Pet is spayed or neutered)	\$15.00		\$15.00
Feral Cat/Colony (Please call Pet Licensing 206-205-6167)	\$0.00		\$0.00

City of Duvall 2026 Fee Schedule



Police Service Fees			
Set by RCW 9.41.070			
Fee Description	2025 Rate	Change	2026 Rate
Concealed Pistol License (CPL)			
CPL License Original	\$45.25		\$45.25
CPL License Renewal	\$32.00		\$32.00
CPL License Renewal Late	\$42.00		\$42.00
CPL License Replacement	\$10.00		\$10.00

Public Record Fees			
Fees reviewed and adjusted annually			
Fee Description	2025 Rate	Change	2026 Rate

Record Requests			
Photocopies, printed copies of electronic records, or the use of City equipment to photocopy records (per page)	\$0.15	\$0.10	\$0.25
Storage Media (Flash Drives)	\$8.00		\$8.00
CD's or DVD's (per disk)	\$1.25		\$1.25
Postage	Actual Cost		Actual Cost
Certificaiton of Records (per record)	\$6.50		\$6.50
Paper records scanned into an electronic format or for the use of City equipment to scan the records (per page)	\$0.10	\$0.10	\$0.20
Use of outside vendors for unusual formats or large quantities of printed material or data	Actual Cost		Actual Cost
Transmission fee for records in electronic format (per gigabyte)	\$0.10		\$0.10
Uploading to email, cloud-based data storage service, or other means of electronic delivery for up to 10 electronic files, plus gigabyte fee, plus scanning fee (if required)	\$0.05	\$3.45	\$3.50
Additional electronic files uploaded to email, cloud-based data storage. Per every two additionally uploaded after the ten files fee above.			\$0.05
Customized service charge, actual cost**	Actual Cost		Actual Cost
Credit Care Surcharge, if paid by telephone, no charge for in-person or protal payments			\$2.00
Footage from Body-Worn Cameras (Redacted Footage). Cost per hour of redaction. No charge per RCW 42.56.240(14)(e)(i) for parties involved (Charged in hourly increments)			\$38.41
Footage from Body-Worn Cameras (Redacted Footage). Per Video, No Charge if requested by parties directly involved			\$5.00
Footage from Body-Worn cameras (Unredacted Footage). Per Video, No Charge if requested by parties directly involved			\$4.00
Recording from Audio File (Redacted Audio File). Cost per hour of redaction. No charge per RCW 42.56.240(14)(e)(i) for parties involved (Charged in hourly increments)			\$38.41
Recording from Audio File (Unredacted Audio File). Per Audio File, No Charge if requested by parties directly involved			\$4.00
Police Report/Collission Report. No Charge if requested by parties directly involved			\$8.00

*Charges may be combined so that more than one type of charge applies to copies produced in response to a particular request.
 **Required if the City estimates that a request would require the use of information technology expertise to prepare data compilations or provide customized electronic access services when the City does not use such compilations and customized access services for other City purposes.

Business Licenses			
Fee reviewed and adjusted annually			
Fee Description	2025 Rate	Change	2026 Rate
Business License Collected by the Washington State Department of Revenue and remitted to the City	\$55.00		\$55.00
Solicitor License Fee Includes a \$10 fee for a criminal history background check	\$40.00		\$40.00


Solicitor License Fee			
Fee reviewed and adjusted annually			
Fee Description	2025 Rate	Change	2026 Rate
Solicitor License Fee Includes a \$10 fee for a criminal history background check	\$40.00	\$15.00	\$55.00

City of Duvall 2026 Fee Schedule



City-Owned Facility Rental Fees			
Fee reviewed and adjusted annually			
Fee Description	2025 Rate	Change	2026 Rate
Rose Room			
Hourly Rental Rate - All user groups	\$16.00	\$1.00	\$17.00
Daily Rental Rate (6+ hours) - All user groups	\$94.00	\$3.00	\$97.00
Depot Building			
Non-Profit Rates			
Hourly Rental Rate	\$16.00	\$1.00	\$17.00
Daily Rental Rate (6+ hours)	\$94.00	\$3.00	\$97.00
All Other Groups Rates			
Hourly Rental Rate	\$26.00	\$1.00	\$27.00
Daily Rental Rate (6+ hours)	\$156.00	\$5.00	\$161.00
Duvall Visitor Center & W.R.E.C.K. Center			
Non-Profit Rates			
Hourly Rental Rate	\$26.00	\$1.00	\$27.00
Daily Rental Rate (6+ hours)	\$156.00	\$5.00	\$161.00
All Other Groups Rates			
Hourly Rental Rate	\$36.00	\$1.00	\$37.00
Daily Rental Rate (6+ hours)	\$219.00	\$7.00	\$226.00
Damage Deposit - All Facilities/All Users (Refundable)			
1-25 people	\$50.00		\$50.00
26-48 People	\$100.00		\$100.00
Alcohol Use - All Facilities/All Users			
Refundable Deposit (in lieu of damage deposit)	\$250.00		\$250.00
Application Fee (Non-Refundable)	\$25.00		\$25.00

City of Duvall 2026 Fee Schedule



Facility User Group Types

The following is a non-exhaustive list of various user group types that rent City-owned facilities commonly known as the Depot, Rose Room, Duvall Visitor Center (aka DVC) and W.R.E.C.K. (aka Community) Center.

City Council has authorized the City Administrator, or designee, to update the lists as appropriate and report any updates back to City Council.

Non-Profit/Community Groups

Documented non-profits - 501(c)(3)	Public Health Districts	Sandblast (DFA)
Duvall Rotary	Boys & Girls Club	Religious organizations
Duvall Chamber of Commerce	Duvall Riverside Village Co-op	Teddy Study
Cascade Community Theater	Educational Groups:	Novelty Hill Cemetery
Scouting/Venture Crew	College/Universities	YMCA
Art & Wine Walk	Private/Public Schools & Districts	HOA meetings
AA/NA Groups	Duvall Foundation for the Arts	

Profit/Private Events

Private Parties	Corporate Seminars/Workshops
Craft Fairs	Art Shows

User Groups that are Exempt from Rental Fees

City Use:	Civic Club (DVC/Rose Room only)
Duvall Days	Historical Society (Depot only)
Council meetings & workshops	Planning (Commission & Hearing Examiner)
Staff Meetings	SVNLL (Depot only - contracted 15 hours/year through 2020)
Community meetings hosted by City	SNVYSA (Depot only - contracted 15 hours/year through 2020)
Duvall Cultural Commission	Farm, Fish, Flood

City of Duvall 2026 Fee Schedule



Duvall City Staff - Billable Hourly Rates			
Fees reviewed and adjusted annually			
Position			2026 Rate
Senior Planner	☒		\$126.00
Community Development Director	☒		\$178.00
Engineering Technician	☒		\$82.00
Public Works Superintendent	☒		\$154.00
City Engineer	☒		\$142.00
Assistant City Engineer	☒		\$114.00
Public Works Director	☒		\$206.00
Associate Planner	☒		\$98.00
Building Official	☒		\$141.00
Building Inspector/Plans Examiner	☒		\$114.00
Permit Specialist II	☒		\$89.00
Permit Specialist I	☒		\$72.00
Project Managers	☒		\$118.00
Capital Project Managers	☒		\$146.00

Additional rates to be added as positions are filled

Denotes that the item is subject to a 5% technology fee



Impact and Capital Facilities Fees			
Per Res. 19-25, rates are adjusted annually by an average of the prior two year Oct-Nov ENR CCI, or as noted below.			
Fee Description	2025 Rate	Change	2026 Rate
Park Impact Fee ^{1,2}			
Residential - attached and detached per square foot (minimum 702 up to 3,214 ft ²)	\$7.96	\$0.20	\$8.16
Additional Dwelling Unit = 50% of the principal dwelling unit			TBD
Non-Residential (Commercial, other), fee is per 1000 ft ² or per 1.65 employees	\$501.08	\$12.70	\$513.78
Sewer General Facilities Charge ^{1,2} - per ERU	\$17,366.21	\$440.26	\$17,806.47
Water Capital Improvement Charge ¹			
5/8" to 3/4"	\$10,351.68	\$262.43	\$10,614.11
1"	\$25,881.04	\$656.12	\$26,537.16
1 1/2"	\$50,640.67	\$1,283.82	\$51,924.49
2"	\$82,815.88	\$2,099.50	\$84,915.38
3"	\$165,631.78	\$4,199.01	\$169,830.79
Greater than 3"	Contact City		Contact City
Stormwater General Facility Charge ¹ - per ERU	\$1,740.69	\$44.13	\$1,784.82
Storm Drain Area Charge ¹ - per gross acre	\$5,104.96	\$129.42	\$5,234.38
Traffic Impact Fee ^{1,2} - per new pm peak hour trip			
Single-family attached and detached x 1.00 trip per unit	\$11,389.67	\$288.74	\$11,678.41
Multi-family	Contact City		Contact City
<u>Rates that are increased by an average of the prior two-year June to June Seattle/Tacoma/Bellevue CPI-U</u>			
Sewer Equalization Fees - per gross acre	\$3,377.85	\$110.01	\$3,487.86
School Impact Fee			
Single Family per dwelling unit	\$8,622.00	(\$8,622.00)	\$0.00
Multi-family Residential	\$615.00	(\$615.00)	\$0.00
Admin Fee	\$65.00	(\$65.00)	\$0.00
SPU Connection Charge			
1" meter or less - Fee set by Seattle Public Utilities & adjusted accordinly	\$1,081.00		\$1,081.00
Impact Fee Deferral - Set by DMC 14.58.170 (C)	\$200.00		\$200.00

¹Subject to Resolution 19.25, these fees automatically change at the beginning of the year once the December ENR CCI numbers have been published

² See Duvall Municipal Code Chapter 14.06 "Definitions" for single-family attached and detached and multi-family

City of Duvall 2026 Fee Schedule



Land Use Application Fees				
Fees reviewed and adjusted annually				
Fee Description		2025 Rate	Change	2026 Rate
Zoning Verification Letter		\$150.00		\$150.00
Legal Lot of Record Verification	☒	\$0.00	\$150.00	\$150.00
Pre-Application Meeting (flat fee)	☒	\$250.00		\$250.00
Appeal of Land Use Decision	☒	\$250.00		\$250.00
Variance - Single Family House	☒	\$1,500.00		\$1,500.00
Temporary Use and Mobil Food Unit Permit	☒	\$100.00		\$100.00
Street Vacation	☒	\$1,000.00		\$1,000.00
Type I Permits	☒	\$500.00		\$500.00
Type II Permits	☒	\$2,000.00		\$2,000.00
Type III and Type IV Land Use Permits				
Site <5,000 square feet	☒	\$3,500.00		\$3,500.00
Site 5,001 square feet < 1 acre	☒	\$7,500.00		\$7,500.00
Site, >1 acre	☒	\$7,500.00		\$7,500.00
Type V Permits	☒	\$1,500.00		\$1,500.00
Type VI Permits	☒	\$1,500.00		\$1,500.00

If the cost of processing an application is less than the fee, the balance remaining will be refunded to the applicant. If the cost is greater, the applicant may be required to secure an additional deposit or will be invoiced for the additional costs which must be paid within 30 days.

All costs associated with a project that are incurred by the City including staff time, costs for copying, legal review, inspection fees, peer review, outside engineering review, meetings, and all other relevant fees and charges shall be charged to a specific project and shall be paid by the project applicant within fifteen calendar days from the date of billing.

Balances on fee may be applied to subsequent application fee requirements or refunded to the applicant, as determined by the applicant.

Plan Review Fees				
Fees reviewed and adjusted annually				
Fee Description		2025 Rate	Change	2026 Rate
Non-Residential Site Plan Review				
Site < 5,000 square feet	☒	\$1,000.00		\$1,000.00
Site 5,001 square feet < 1 acre	☒	\$2,500.00		\$2,500.00
Site > 1 acre	☒	\$5,000.00		\$5,000.00
Residential - Single Family Review				
Short Plat	☒	\$1,000.00		\$1,000.00
Long Plat	☒	\$5,000.00		\$5,000.00

Additional Deposit May Be Required

An additional deposit shall be paid by a project applicant if the Plan Review deposit is depleted to less than \$1,000 and significant costs,

The additional deposit shall be due 15 calendar days after the request. Failure to make a timely payment shall result in suspension of City reviews and/or inspections pending the payment.

Project Costs

All costs associated with a project that are incurred by the City including staff time, costs for copying, legal review, inspection fees, peer review, outside engineering review, meetings, and all other relevant fees and charges shall be charged to a specific project and shall be paid by the project applicant within fifteen calendar days from the date of billing.

The applicant shall notify the City, in writing, when property subject to a development application has been sold to a third party. The applicant shall provide the City with new billing information. Until such information is verified by the City, the City shall continue to bill

☒ denotes that the item is subject to a 5% technology fee

City of Duvall 2026 Fee Schedule



Other Permitting Fees				
Per Resolution 19-25, rates are adjusted annually by an average of the prior two year June-June Seattle/Tacoma/Bellevue CPI-U				
Fee Description		2025 Rate	Change	2026 Rate
Right of Way (ROW)				
Street Use Permit	☒	\$62.27	\$2.03	\$64.30
Permit Review Fee	☒	\$124.55	\$4.06	\$128.61
Inspection Fee	☒	\$143.35	\$4.67	\$148.02
RV permits				
Short term residential	☒	\$93.40	\$3.04	\$96.44
Short term Non residential	☒	\$155.68	\$5.07	\$160.75
Roof & Re-Roof				
	☒	\$206.18	\$6.71	\$212.89
Mobile Home Setup/Moving Permit				
	☒	\$216.73	\$7.06	\$223.79
Septic/Oil Tank Removal				
	☒	\$216.73	\$7.06	\$223.79
Demolition Permit				
Removal of primary building	☒	\$230.02	\$7.49	\$237.51
Removal of accessory building/structure	☒	\$92.00	\$3.00	\$95.00
<u>Rates that are reviewed and adjusted annually:</u>				
Water Permit Application				
	☒	\$150.00		\$150.00
Water Connection Charges - Single Family Home in Subdivision or Short Subdivision				
Meter drop = Contractor to supply connection to main with meter setter installed at property line with HDPE meter box. City staff to install water meter and radio read unit (see detail 2-090-001 Duvall Design Standards)				
Meter Cost - varies by size, at cost to City	☒	Varies		Varies
Radio Unit	☒	\$175.00		\$175.00
Installation Charge - Meter sizes 5/8" - 2"	☒	\$150.00		\$150.00
Installation Charge - Meter size greater than 2"	☒	Contact City		Contact City
Water Connection Charges - Single Family Home in City Limits but not in Subdivision or Short Subdivision				
City to install meter, setter and radio unit				
Meter Cost - varies by size, at cost to City	☒	Varies		Varies
Radio Unit	☒	\$175.00		\$175.00
Installation Charge - All meter sizes - at cost to City	☒	Varies		Varies
Additional charges may be required at time of application if there are street crossings or other out of the ordinary circumstances (Right of Way use permit)				
Sewer Permit Application				
Residential	☒	\$100.00		\$100.00
Commercial	☒	\$100.00		\$100.00
Industrial	☒	\$150.00		\$150.00
Temporary Sign Retrieval Notice				
First Offense - warning	☒	\$0.00		\$0.00
Second Offense	☒	\$30.00		\$30.00
Third offense and each offense thereafter	☒	\$50.00		\$50.00
Trees				
New development sites - Fee in lieu of tree replacement per credit (See Duvall municipal Code 14.40.070)	☒			\$525.00
Exceptional Tree Removal - Determined on a case by case basis by city planning department based on tree valuation	☒			Varies

☒ denotes that the item is subject to a 5% technology fee

City of Duvall 2026 Fee Schedule



Other Permitting Fees, Continued				
Fee Description		2025 Rate	Change	2026 Rate
Special Event Application Fee (Non-Refundable) - a waiver or partial waiver may be granted in accordance with DMC 8.12.110		\$50.00		\$50.00
Overhead Banner Fee	☒	\$250.00		\$250.00
Firework Stand Permit (Non-Refundable) - Rate set by DMC 5.10.050 and adjusted accordingly	☒	\$100.00		\$100.00
Filming Permit				
Non-refundable permit application fee	☒			\$100.00
Low-Impact filmmaking permit Fee, per production, up to 14 days	☒			\$25.00
Low-Impact filmmaking permit Fee, per day after 14 days of filming	☒			\$25.00
Moderate-Impact Filmmaking Permit Fee, per day	☒			\$25.00
High-Impact Filmmakin Permit Fee, refundable damage deposit	☒			\$1,000.00
*Standard use of City Facilites, City Fees, and use of police services may apply				
*Fee waiver for student filmmaking is available. Please include in your permit application				

☒ denotes that the item is subject to a 5% technology fee

City of Duvall 2026 Fee Schedule




Clear and Grading Fees				
Per Resolution 19-25, rates are adjusted annually by an average of the prior two year June-June Seattle/Tacoma/Bellevue CPI-U				
Fee Description		2025 Rate	Change	2026 Rate
Grading Plan Review				
1,000 cubic yards or less	☒	\$202.45	\$6.59	\$209.04
1,001 to 10,000 cubic yards	☒	\$253.07	\$8.24	\$261.31
10,001 to 100,000 cubic yards				
The first 10,000 cubic yards	☒	\$379.60	\$12.36	\$391.96
Each additional 10,000 cubic yards or fraction thereof	☒	\$25.31	\$0.82	\$26.13
100,001 to 200,000 cubic yards				
The first 100,000 cubic yards	☒	\$607.37	\$19.78	\$627.15
Each additional 10,000 cubic yards or fraction thereof	☒	\$50.62	\$1.65	\$52.27
200,001 cubic yards or more				
The first 200,000 cubic yards	☒	\$1,113.51	\$36.26	\$1,149.77
Each additional 10,000 cubic yards or fraction thereof	☒	\$75.93	\$2.47	\$78.40
Miscellaneous applications, plan reviews and permits including expired applications and permits for which no fee is specified* (minimum charge - one hour)	☒	Permit Technician Hourly Rate		Permit Technician Hourly Rate
Additional plan review required by changes, additions or revisions to approved plans (minimum charge – one hour)	☒	Hourly Rate		Hourly Rate
*Or the total hourly cost to the jurisdiction, whichever is the greatest. This cost shall include the applicable billing rate for the staff member performing the review OR the billing amount if a consultant is utilized by the city to perform the work.				
Grading Permit Fees				
Base Fee	☒	\$126.54	\$4.12	\$130.66
50 cubic yards or less (when located in a designated critical area)	☒	\$151.84	\$4.95	\$156.79
51 to 100 cubic yards	☒	\$202.45	\$6.59	\$209.04
101 to 1,000 cubic yards				
The first 100 cubic yards	☒	\$253.07	\$8.24	\$261.31
Each additional 100 cubic yards or fraction thereof	☒	\$25.31	\$0.82	\$26.13
1,001 to 10,000 cubic yards				
The first 100 cubic yards	☒	\$480.83	\$15.66	\$496.49
Each additional 100 cubic yards or fraction thereof	☒	\$37.96	\$1.24	\$39.20
10,001 to 100,000 cubic yards				
The first 100 cubic yards	☒	\$822.48	\$26.79	\$849.27
Each additional 100 cubic yards or fraction thereof	☒	\$50.61	\$1.65	\$52.26
100,001 cubic yards or more				
The first 100 cubic yards	☒	\$1,278.01	\$41.62	\$1,319.63
Each additional 100 cubic yards or fraction thereof	☒	\$87.13	\$2.84	\$89.97
Miscellaneous applications, plan reviews and permits including expired applications and permits for which no fee is specified* (minimum charge - one hour)	☒	Permit Technician Hourly Rate		Permit Technician Hourly Rate
*Or the total hourly cost to the jurisdiction, whichever is the greatest. This cost shall include the applicable billing rate for the staff member performing the review OR the billing amount if a consultant is utilized by the city to perform the work.				
Other Clear and Grading Fees - Inspections				
Inspections outside of normal business hours (minimum charge – hourly rate x 1.5)		Hourly x 1.5		Hourly x 1.5
Reinspection Fees		Hourly Rate		Hourly Rate
Inspections for which no fee is specifically indicated (minimum charge – one hour)		Hourly Rate		Hourly Rate

☒ denotes that the item is subject to a 5% technology fee

City of Duvall 2026 Fee Schedule



Residential Review Fee			
Fees reviewed and adjusted annually			
Fee Description	2025 Rate	Change	2026 Rate
Structural Plan Review - Building valuation fees change twice annually following the International Code Council (ICC). See Table 1: Square Footage Construction Costs and Table 2: Building Permit Fees	65% of Building Fee		65% of Building Fee
Fire Plan Review	Consultant Cost		Consultant Cost
Engineering Review See Development Services Hourly Rates	Hourly Rate		Hourly Rate
Planning Review See Development Services Hourly Rates	Hourly Rate		Hourly Rate
3rd Party Consultant Review	Consultant Cost		Consultant Cost

 denotes that the item is subject to a 5% technology fee

City of Duvall 2026 Fee Schedule



Mechanical Permit Fees				
Per Resolution 19-25, rates are adjusted annually by an average of the prior two year June-June Seattle/Tacoma/Bellevue CPI-U				
Fee Description		2025 Rate	Change	2026 Rate
The fees established in this table apply to installation, alteration, relocation, addition, replacement, repair removal, or inspection of mechanical systems that require a permit pursuant to Duvall Municipal Code (DMC) Chapter 10.				
Permit				
Issuance of each permit (including separate issuance under combination Permits).	Ⓢ	\$55.20	\$1.80	\$57.00
Issuance of each supplemental mechanical permit for which the original permit has not expired, been canceled, or final.	Ⓢ	\$18.38	\$0.60	\$18.98
Furnaces				
Installation of each furnace, heater or burner including ducts and vents attached thereto:				
Up to and including 100,000 BTU's.	Ⓢ	\$32.69	\$1.06	\$33.75
Over 100,000 BTU's.	Ⓢ	\$40.18	\$1.31	\$41.49
Installation or relocation of each floor furnace, including vent.	Ⓢ	\$32.69	\$1.06	\$33.75
Installation or relocation of each suspended heater, recessed wall heater or floor mounted unit heater.	Ⓢ	\$32.69	\$1.06	\$33.75
Appliance Vents				
Installation, relocation or replacement of each appliance vent not included in an appliance permit.	Ⓢ	\$16.11	\$0.52	\$16.63
Repairs or Additions				
Repair, alteration or addition to each piece of heating and cooling equipment including controls	Ⓢ	\$29.89	\$0.97	\$30.86
Ⓢ denotes that the item is subject to a 5% technology fee				
Boilers, Compressors and Absorption Systems				
a. Installation or relocation of each boiler or compressor to and including three (3) horsepower, or each absorption system to and including 100,000 Btu/h over 100,000 Btu/h to and including 500,000 Btu/h.	Ⓢ	\$32.69	\$1.06	\$33.75
b. Installation or relocation of each boiler or compressor over three (3) horsepower to and including 15 horsepower, or each absorption system.	Ⓢ	\$60.50	\$1.97	\$62.47
c. Installation or relocation of each boiler or compressor over 15 horsepower to and including 30 horsepower, or each absorption system over 500,000 Btu/h to and including 1,000,000 Btu/h.	Ⓢ	\$82.31	\$2.68	\$84.99
d. Installation or relocation of each boiler or compressor over 30 horsepower to and including 50 horsepower, or each absorption system over 1,000,000 Btu/h to and including 1,750,000 Btu/h.	Ⓢ	\$123.70	\$4.03	\$127.73
e. Installation or relocation of each boiler or compressor over 50 horsepower, or each absorption system over 1,750,000 Btu/h.	Ⓢ	\$204.61	\$6.66	\$211.27
Air Handlers				
a. Each air-handling unit to and including 10,000 cubic feet per minute (cfm), including ducts attached thereto.	Ⓢ	\$23.45	\$0.76	\$24.21
b. Each air-handling unit over 10,000 cfm.	Ⓢ	\$40.05	\$1.30	\$41.35
<i>Note: This fee does not apply to an air-handling unit which is a portion of a factory-assembled appliance, cooling unit for which a permit is required elsewhere in the International Mechanical Code.</i>				
Evaporative Coolers				
Each evaporative cooler other than portable type.	Ⓢ	\$23.45	\$0.76	\$24.21
Ventilation and Exhaust				
a. Each ventilation fan connected to a single duct.	Ⓢ	\$16.11	\$0.52	\$16.63
b. Each ventilation system which is not a portion of any heating or air- conditioning equipment authorized by a permit.	Ⓢ	\$23.45	\$0.76	\$24.21
c. Installation of each hood which is served by mechanical exhaust, including the ducts for such hood.	Ⓢ	\$23.45	\$0.76	\$24.21
Incinerators				
a. Installation or relocation of each domestic-type incinerator.	Ⓢ	\$40.08	\$1.31	\$41.39
b. Installation or relocation of each industrial-type incinerator.	Ⓢ	\$176.21	\$5.74	\$181.95
Miscellaneous				
a. For each appliance or piece of equipment regulated by the International Mechanical Code but not classed in other appliance categories or for which no other fee is listed in the table (i.e.: fireplaces, wood stoves, miscellaneous non- portable appliances).	Ⓢ	\$23.45	\$0.76	\$24.21

Ⓢ denotes that the item is subject to a 5% technology fee

City of Duvall 2026 Fee Schedule



Plumbing Permits Fees				
Per Resolution 19-25, rates are adjusted annually by an average of the prior two year June-June Seattle/Tacoma/Bellevue CPI-U				
Fee Description		2025 Rate	Change	2026 Rate
The fees established in this table apply to installation, alteration, relocation, addition, replacement, repair removal, or inspection of plumbing systems that require a permit pursuant to Duvall Municipal Code (DMC) Chapter 10.				
Permit				
For issuing each permit.	☑	\$55.20	\$1.80	\$57.00
For issuing each supplemental plumbing permit for which the original permit has not expired, been canceled, or final.	☑	\$18.38	\$0.60	\$18.98
Unit Fee Schedule (Note: The following do not include the above permit-issuing fee.)				
Fixtures and Vents				
a. For each plumbing fixture or trap or set of fixtures on one trap (including water, drainage piping and backflow protection thereof).	☑	\$18.38	\$0.60	\$18.98
b. For repair or alteration of drainage or vent piping, each fixture.	☑	\$9.24	\$0.30	\$9.54
Sewers, Disposal Systems and Interceptors				
a. For each building sewer and each trailer park sewer.	☑	\$36.79	\$1.20	\$37.99
b. For each industrial waste pretreatment interceptor, including its trap and vent, excepting kitchen-type grease interceptors functioning as fixture traps.	☑	\$18.38	\$0.60	\$18.98
c. Rainwater systems – per drain (inside building).	☑	\$18.38	\$0.60	\$18.98
Water Piping and Water Heaters				
a. For installation, alteration, or repair of water piping or water-treating equipment, or both, each.	☑	\$9.24	\$0.30	\$9.54
b. For each water heater including vent (for vent only, see Table 3C).	☑	\$46.04	\$1.50	\$47.54
Gas Piping Systems				
a. For each gas piping system of one to five outlets.	☑	\$18.38	\$0.60	\$18.98
b. For each additional outlet over five, each.	☑	\$3.65	\$0.12	\$3.77
Medical Gas System				
c. For each medical gas piping system one to five outlets.	☑	\$46.04	\$1.50	\$47.54
d. For each additional outlet over five, each.	☑	\$9.24	\$0.30	\$9.54
Lawn Sprinklers, Vacuum Breakers & Backflow Prevention Devices				
a. For each lawn sprinkler system on any one meter, including backflow protection devices thereof	☑	\$27.60	\$0.90	\$28.50
b. For atmospheric-type vacuum breakers or backflow protection devices not included above:				
i. One (1) to five (5) devices	☑	\$27.60	\$0.90	\$28.50
ii. Over five (5) devices, each	☑	\$5.50	\$0.18	\$5.68
c. For each backflow-protection device other than atmospheric-type vacuum breakers:				
i. Two (2) inches (50.8 millimeter) and smaller	☑	\$27.60	\$0.90	\$28.50
ii. Over two (2) inches (50.8 millimeter)	☑	\$55.20	\$1.80	\$57.00
Swimming Pool (each)				
a. Public pool	☑	\$202.50	\$6.59	\$209.09
b. Public spa	☑	\$134.11	\$4.37	\$138.48
c. Private pool	☑	\$134.11	\$4.37	\$138.48
d. Private spa	☑	\$121.99	\$3.97	\$125.96
☑ denotes that the item is subject to a 5% technology fee				
Miscellaneous				
For each appliance or piece of equipment regulated by the Uniform Plumbing Code but not classed in other appliance categories, or for which no other fee is listed in this table.	☑	\$18.38	\$0.60	\$18.98
☑ denotes that the item is subject to a 5% technology fee				

City of Duvall 2026 Fee Schedule



Other Inspections and Fees - Mechanical and Plumbing				
Per Resolution 19-25, rates are adjusted annually by an average of the prior two year June-June Seattle/Tacoma/Bellevue CPI-U				
Fee Description		2025 Rate	Change	2026 Rate
Inspections outside of normal business hours				
Per hour (minimum charge - two hours) ¹	☒	\$108.37	\$3.53	\$111.90
Re-inspection fees assessed per inspection.¹	☒	\$108.37	\$3.53	\$111.90
Inspections for which no fee is specifically indicated				
Per hour (minimum charge – one- half hour) ¹	☒	\$108.37	\$3.53	\$111.90
Additional plan review required by changes, additions or revisions to plans for which an initial review has been completed				
Per hour - (minimum charge – one-half hour) ¹	☒	\$108.37	\$3.53	\$111.90

¹ Or the total hourly cost to the jurisdiction, whichever is the greatest. This cost shall include supervision, overhead, equipment, hourly wages and fringe benefits of the employee(s) involved.

☒ denotes that the item is subject to a 5% technology fee

City of Duvall 2026 Fee Schedule



General Fee Schedule				
Per Resolution 19-25, rates are adjusted annually by an average of the prior two year June-June Seattle/Tacoma/Bellevue CPI-U				
Fee Description		2025 Rate	Change	2026 Rate
Building Permit Plan Review fee				
% of the building permit fee determined in Table 2	☑	65%		65%
Plumbing Permit Plan Review Fee				
% of the building permit fee determined in Table 2	☑	25%		25%
Mechanical Permit Plan Review Fee				
% of the building permit fee determined in Table 2	☑	25%		25%
Additional Plan Review (changes, additions, revisions, etc.) ¹ - Hourly Rate	☑	\$108.37	3.53	\$111.90
Review Fee to evaluate alternate materials, design and methods of construction and equipment. ¹ - Hourly Rate	☑	\$108.37	3.53	\$111.90
Outside Consultant review fee				
Per ILA/ Contract	☑	Rate varies		Rate varies
Permit renewal fee				
% of original permit fee	☑	50%		50%
Special investigation fee for work commencing before permit issuance				
% of building permit fee	☑	100%		100%
Special investigation fee for issuance of a stop work order¹				
Rate is per person involved in the issuance of a stop work order, evaluation of the condition, and monitoring related activities	☑	Rate varies		Rate varies

¹ Or the total hourly cost to the jurisdiction, whichever is the greatest. This cost shall include supervision, overhead, equipment, hourly wages and fringe benefits of the employee(s) involved.

☑ denotes that the item is subject to a 5% technology fee

Other Inspections Fees				
Per Resolution 19-25, rates are adjusted annually by an average of the prior two year June-June Seattle/Tacoma/Bellevue CPI-U				
Fee Description		2025 Rate	Change	2026 Rate
Minimum housing or license care inspection	☑	\$211.24	\$6.88	\$218.12
House move into City pre-inspection (minimum charge – two hours)	☑	\$211.24	\$6.88	\$218.12
Change of occupancy inspection	☑	\$211.24	\$6.88	\$218.12
Investigation fee stop work order - % of permit fee	☑	100%		100%

☑ denotes that the item is subject to a 5% technology fee


Demolition Permit				
Per Resolution 19-25, rates are adjusted annually by an average of the prior two year June-June Seattle/Tacoma/Bellevue CPI-U				
Fee Description		2025 Rate	Change	2026 Rate
Removal of primary building	☑	\$230.02	\$7.49	\$237.51
Removal of accessory building/structure	☑	\$91.99	\$3.00	\$94.99

☑ denotes that the item is subject to a 5% technology fee

Sign Permit				
Per Resolution 19-25, rates are adjusted annually by an average of the prior two year June-June Seattle/Tacoma/Bellevue CPI-U				
Fee Description		2025 Rate	Change	2026 Rate
Wall Signs less than \$500 valuation	☑	\$108.37	\$3.53	\$111.90
Wall Signs more than \$500 valuation - Use Building Permit Table 2	☑	Varies		Varies
Banners/A-Frame/Monument Inserts	☑	\$54.19	\$1.76	\$55.95

☑ denotes that the item is subject to a 5% technology fee

City of Duvall 2026 Fee Schedule



Construction Fire Permit Fees			
Reviewed on an annual basis			
Fee Description		2025 Rate	Change
			2026 Rate
Fire Alarm System			
Modification (Monitoring, Device Swap, Tenant Improvement, etc.)	Ⓢ	\$455.00	\$455.00
New Systems	Ⓢ	\$1,637.00	\$1,637.00
Fire Alarm Communication/Transmitter	Ⓢ	\$273.00	\$273.00
Fire Sprinkler System (one permit per riser required)			
Tenant Improvement (20 heads or less)	Ⓢ	\$546.00	\$546.00
New Systems and Tenant Improvements over 20 heads (fee charged per zone)	Ⓢ	\$1,728.00	\$1,728.00
Residential 13D System	Ⓢ	\$728.00	\$728.00
Fire Sprinkler System 13-D Tank and Pump	Ⓢ	\$1,001.00	\$1,001.00
Fire Extinguishing / Suppression System - New systems and modifications	Ⓢ	\$910.00	\$910.00
Underground Supply Permits - Commercial & Residential (excludes single family residential)	Ⓢ	\$1,637.00	\$1,637.00
Standpipe Installation - Class I, II, or III	Ⓢ	\$1,274.00	\$1,274.00
Application/Processing	Ⓢ	\$100.00	\$100.00
Other Types of Fire Permits / Inspections			
Tents and Canopies, Temporary Membrane Structures (per tent)	Ⓢ	\$364.00	\$364.00
Fire Pump Installation	Ⓢ	\$910.00	\$910.00
Power Generators	Ⓢ	\$0.00	\$0.00
Emergency Responder Radio	Ⓢ	\$637.00	\$637.00
Stairway pressurization and smoke control plans	Ⓢ	\$910.00	\$910.00
Permitted Hazardous Materials	Ⓢ	\$546.00	\$546.00
Flammable / Combustible Liquids / Construction			
Tank Install	Ⓢ	\$546.00	\$546.00
Tank Removal	Ⓢ	\$364.00	\$364.00
LPG Construction			
Install or Modify LP-gas system / Construction	Ⓢ	\$546.00	\$546.00
Tank Install - Residential (R-3) >500 gals only	Ⓢ	\$364.00	\$364.00
Compressed Gas System, Install, Modify, or Remove			
Fire Staff Hourly Rate	Ⓢ	\$182.00	\$182.00
Inspection/Testing, if over 2 hours total per permit	Ⓢ	Hourly rate	Hourly rate
Rack Storage/High Pile Storage	Ⓢ	\$546.00	\$546.00
Places of Assembly			
Places of Assembly - Operational Permits			
Listed Occupancy 50 - 199	Ⓢ	\$245.00	\$245.00
Listed Occupancy 200 - 499	Ⓢ	\$268.00	\$268.00
Listed Occupancy 500 - 999	Ⓢ	\$294.00	\$294.00
Listed occupancy 1000 or more	Ⓢ	\$320.00	\$320.00
Non-profit Status	Ⓢ	\$211.00	\$211.00
An operation permit shall be required for any activity or operation listed in the International Fire Code (IFC) Section 105.6. No Permit or fee shall be required for the use of candles in ceremonies by non-profit organizations.			
Operational Fire Permit Fees			
1 operation	Ⓢ	\$200.00	\$200.00
2 operations	Ⓢ	\$350.00	\$350.00
3 operations	Ⓢ	\$500.00	\$500.00
4 operations	Ⓢ	\$600.00	\$600.00
5 operations	Ⓢ	\$700.00	\$700.00
6 operations	Ⓢ	\$775.00	\$775.00
7 operations	Ⓢ	\$825.00	\$825.00
8 operations	Ⓢ	\$875.00	\$875.00
9 operations	Ⓢ	\$925.00	\$925.00
10 operations	Ⓢ	\$975.00	\$975.00
Reviews / Inspections / Renewals			
Special Inspections or Re-inspections	Ⓢ	Hourly Fee	Hourly Fee
Annual Inspection Fee	Ⓢ	Hourly Fee	Hourly Fee
Ⓢ denotes that the item is subject to a 5% technology fee			

City of Duvall 2026 Fee Schedule



Table 1: Square Footage Construction Costs a, b, c, d

Per Resolution 05-04, fees in this table are subject to change twice yearly based on ICC Building Valuations

Group (2024 International Building Code)	IA	IB	IIA	IIB	IIIA	IIIB	IV	VA	VB
A-1 Assembly, theaters, with stage	340.83	328.70	319.00	306.43	286.33	278.03	295.95	266.82	256.61
A-1 Assembly, theaters, without stage	312.91	300.78	291.08	278.51	258.66	250.36	268.03	239.14	228.94
A-2 Assembly, nightclubs	272.09	264.11	255.82	246.06	230.47	224.21	237.62	209.58	201.63
A-2 Assembly, restaurants, bars, banquet halls	271.09	263.11	253.82	245.06	228.47	223.21	236.62	207.58	200.63
A-3 Assembly, churches	317.60	305.47	295.77	283.20	263.47	255.18	272.73	243.96	233.75
A-3 Assembly, general, community halls, libraries, museums	266.72	254.59	243.89	232.31	211.46	204.17	221.84	191.95	182.74
A-4 Assembly, arenas	311.91	299.78	289.08	277.51	256.66	249.36	267.03	237.14	227.94
B Business	301.40	290.70	280.27	268.41	245.13	236.39	258.10	219.07	209.02
E Educational	290.11	279.78	270.34	258.97	240.45	228.20	250.06	210.46	203.65
F-1 Factory and industrial, moderate hazard	165.82	157.82	147.89	142.31	126.72	120.56	135.68	105.08	97.84
F-2 Factory and industrial, low hazard	164.82	156.82	147.89	141.31	126.72	119.56	134.68	105.08	96.84
H-1 High Hazard, explosives	154.69	146.69	137.76	131.18	116.91	109.75	124.55	95.27	0.00
H234 High Hazard	154.69	146.69	137.76	131.18	116.91	109.75	124.55	95.27	87.03
H-5 HPM	301.40	290.70	280.27	268.41	245.13	236.39	258.10	219.07	209.02
I-1 Institutional, supervised environment	277.74	267.79	258.23	248.47	227.43	221.32	247.95	204.83	197.52
I-2 Institutional, hospitals	473.85	463.15	452.71	440.86	415.54	0.00	430.54	389.49	0.00
I-2 Institutional, nursing homes	326.90	316.19	305.76	293.90	272.12	0.00	283.59	246.07	0.00
I-3 Institutional, restrained	318.07	307.36	296.93	285.07	264.31	254.57	274.76	258.10	226.20
I-4 Institutional, day care facilities	277.74	267.79	258.23	248.47	227.43	221.32	247.95	204.83	197.52
M Mercantile	203.08	195.10	185.80	177.05	161.11	155.85	168.60	140.22	133.27
R-1 Residential, hotels	280.94	270.99	261.43	251.67	230.13	224.02	251.15	207.53	200.22
R-2 Residential, multiple family	234.59	224.64	215.08	205.32	185.03	178.92	204.80	162.43	155.12
R-3 Residential, one- and two-family	218.08	212.28	207.18	202.76	195.98	189.00	206.85	182.23	170.80
R-4 Residential, care/assisted living facilities	277.74	267.79	258.23	248.47	227.43	221.32	247.95	204.83	197.52
S-1 Storage, moderate hazard	153.69	145.69	135.76	130.18	114.91	108.75	123.55	93.27	86.03
S-2 Storage, low hazard	152.69	144.69	135.76	129.18	114.91	107.75	122.55	93.27	85.03
U Utility, miscellaneous	122.65	115.66	107.12	102.79	91.57	85.78	97.87	72.88	69.64

a. Private Garages use Utility, miscellaneous

b. For shell only building deduct 20 percent

c. N.P. = not permitted.

d. Unfinished basements (Group R-3) = \$31.50 per sq. ft

City of Duvall 2026 Fee Schedule




Table 2: Building Permit Fees	
Per Resolution 19-25, rates are adjusted annually by an average of the prior two year June to June Seattle/Tacoma/Bellevue CPI-U	
Total Valuation ¹	2026 Fee
Up to \$500	\$54.20
\$501 to \$2,000	\$54.20 for the first \$500 plus \$6.95 for each additional \$100, or fraction thereof, to and including \$2,000
\$2,001 to \$25,000	\$157.69 for the first \$2,000 plus \$31.91 for each additional \$1,000, or fraction thereof, to and including \$25,000
\$25,001 to \$50,000	\$908.32 for the first \$25,000 plus \$23.36 for each additional \$1,000, or fraction thereof, to and including \$50,000
\$50,001 to \$100,000	\$1,462.45 for the first \$50,000 plus \$15.96 for each additional \$1,000, or fraction thereof, to and including \$100,000
\$100,001 to \$500,000	\$2,265.74 for the first \$100,000 plus \$12.81 for each additional \$1,000, or fraction thereof, to and including \$500,000
\$500,001 to \$1,000,000	\$7,369.00 for the first \$500,000 plus \$10.96 for each additional \$1,000, or fraction thereof, to and including \$500,000
\$1,000,001 and up	\$12,787.90 for the first \$1,000,000 plus \$7.93 for each additional \$1,000, or fraction thereof

¹ Value shall be determined by utilizing the most current edition of square foot construction costs published by the International Code Council. For remodel, tenant improvements and work not listed above the actual value of the work as defined by the International Code may be used.